











# Iowa County Indicators for School Capacity

The Iowa County Health Department, in partnership with Iowa County school districts, will consistently evaluate several identified metrics and indicators. These may evolve over time with experience and new evidenced-based practice as well as guidance from DPI, DHS, WIAA and/or CDC. The indicators shall assist in determining school capacity. All measures reported with data over a 14-day period.

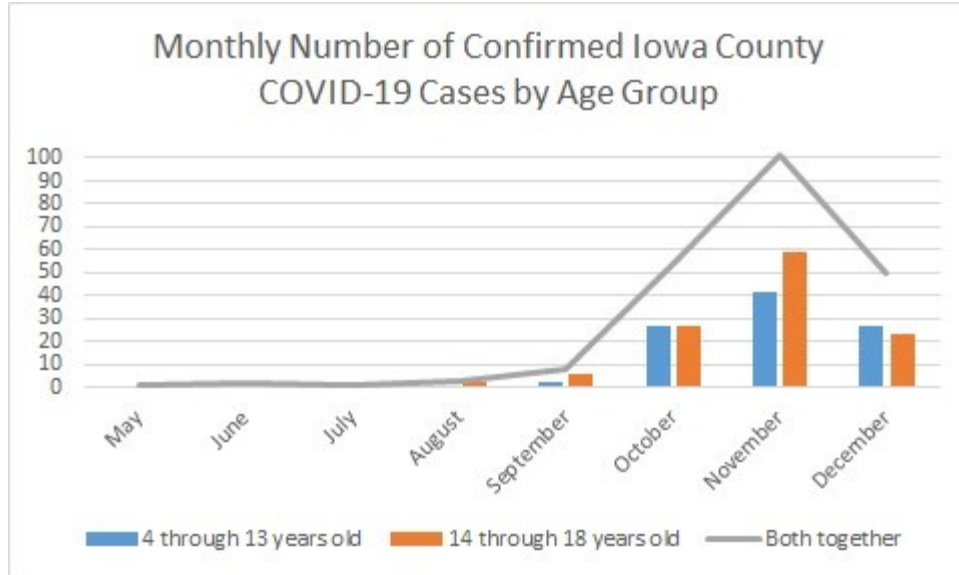
Iowa County Data from 12/9 through 12/22	In-Person Learning	Reduced Capacity	Minimal Capacity
<b>% Positive Tests</b> Positive tests as a percentage of total tests	0-<5%	 9.3% 5-10%	>10%
<b>New Case Rate</b> Number of new confirmed cases per 10,000 people	0-9 new confirmed cases	10-29 new confirmed cases	 86 >30 new confirmed cases
<b>Health Care Partner Status</b> <b>Facility use status:</b> Med surg and ICU census <b>Staffing status:</b> Trained staff are available <b>Critical supply status:</b> At least 14 days worth of critical supplies.		 	
<b>Regional Health Care Status</b> Regional hospital bed use	Green: <80% bed use	 80.5% Yellow: between 80-90% bed use	Red: Greater than 90% bed use
<b>Public Health Status</b> Timeliness with contact tracing and lab reporting	 96%		
<b>Health Department Capacity</b> Health Department has adequate staffing to handle day to day operations			
<b>Emergency Management</b> Local EM partner has adequate infrastructure and PPE			
<b>Community Spread</b> Percentage of cases with no identified route of transmission	<20% of cases	20-30% of cases	 40% >30% of cases

*In-person learning:* In-person instruction with protective measures  
*Reduced capacity:* Local district hybrid or virtual options based on district plan  
*Minimal capacity:* Local district model based on virtual and special needs learning

Iowa County Health Department will work directly with school administrators to determine district and school capacity based on the above indicators. In addition, school specific indicators based on questions answered on page two will inform district, school, grade and classroom response.

# Iowa County Indicators for School Capacity

The Iowa County Health Department, in partnership with Iowa County school districts, will consistently evaluate several identified metrics and indicators. These may evolve over time with experience and new evidenced-based practice as well as guidance from DPI, DHS, WIAA and/or CDC. The indicators shall assist in determining school capacity.



## School Operational Status Considerations

- What is the daily absenteeism rate?
- Absenteeism data (Which symptoms are reported by students/staff)
- What is the location of the affected students or staffs within the building?
- Which vulnerable populations are served by the district?
- Which races or ethnicities are affected? (African American and Hispanic/Latino individuals are at higher risk for severe disease)?
- What is the staff capacity to operate if some are in isolation and/or quarantine?
- What is the capacity of the building? Is there space to close off a room and move to an alternative space if a person is identified as positive to allow for proper cleaning and disinfecting?
- Is the school able to maintain adequate distance between students?
- Are those who can wear masks wearing them?
- Is there noted person-to-person transmission within the school?
- Is there adequate PPE available for the school?
- Is there adequate nursing/health staff to handle high number of ill students?

## Resources

- Iowa County COVID-19 Weekly Dashboard: <https://www.iowacounty.org/departments/COVID-19>
- Minnesota Model: <https://www.health.state.mn.us/diseases/coronavirus/stats/wschooll.pdf>
- Harvard Model: <https://globalhealth.harvard.edu/path-to-zero-schools-achieving-pandemic-resilient-teaching-and-learning-spaces>
- Wisconsin DHS Disease Burden: <https://www.dhs.wisconsin.gov/covid-19/local.htm>
- Wisconsin DHS COVID-19 Cases by Census Tract <https://www.dhs.wisconsin.gov/covid-19/cases-map.htm>
- Wisconsin DHS COVID-19 Cases and Deaths by School District: <https://www.dhs.wisconsin.gov/covid-19/data.htm>

