







Iowa County Indicators for School Capacity

The Iowa County Health Department, in partnership with Iowa County school districts, will consistently evaluate several identified metrics and indicators. These may evolve over time with experience and new evidenced-based practice as well as guidance from DPI, DHS, WIAA and/or CDC. The indicators shall assist in determining school capacity. All measures reported with data from the most recent 14-day period.

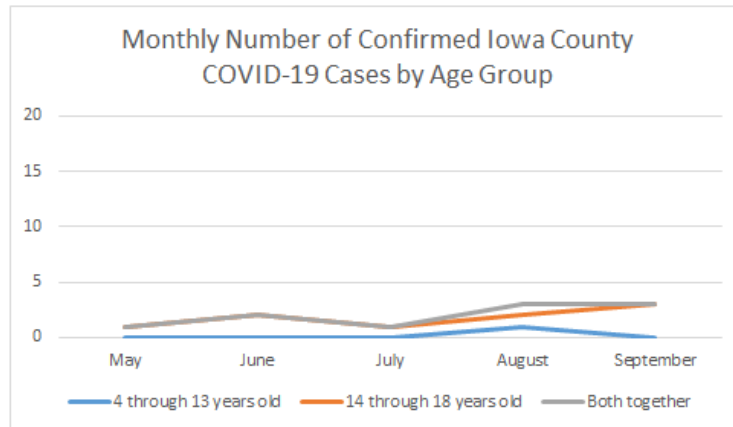
Iowa County Data from 9/7 through 9/20	In-Person Learning	Reduced Capacity	Minimal Capacity
% Positive Tests Positive tests as a percentage of total tests averaged across the most recent 14-day period	 2.6% 0-<5%	5-10%	>10%
New Case Rate Number of new confirmed cases per 10,000 people in the most recent 14-day period	0-9 new confirmed cases per 10,000 individuals	 10.5 10-29 new confirmed cases per 10,000 individuals	>30 new confirmed cases per 10,000 individuals
Health Care Partner Status Local and regional health care partners' staffing, supply and facility status in the most recent 14-day period			
Public Health Status Timeliness with contact tracing and lab reporting status in the most recent 14-day period			
Emergency Management Status Local EM partner has adequate infrastructure and PPE inventory in the most recent 14-day period			
Community Spread Percentage of cases with no identified route of transmission in the most recent 14-day period	<20% of cases have no identified route of transmission	20-30% of cases have no identified route of transmission	 60% >30% of cases have no identified route of transmission
COVID-19 rates by age group in school-aged children	When school is back in progress, the Iowa County Health Department will begin gathering data to follow COVID-19 in school-aged children.		

In-person learning: In-person instruction with protective measures
Reduced capacity: Local district hybrid or virtual options based on district plan
Minimal capacity: Local district model based on virtual and special needs learning

Iowa County Health Department will work directly with school administrators to determine district and school capacity based on the above indicators. In addition, school specific indicators based on questions answered on page two will inform district, school, grade and classroom response.

Iowa County Indicators for School Capacity

The Iowa County Health Department, in partnership with Iowa County school districts, will consistently evaluate several identified metrics and indicators. These may evolve over time with experience and new evidenced-based practice as well as guidance from DPI, DHS, WIAA and/or CDC. The indicators shall assist in determining school capacity. All measures reported with data from the most recent 14-day period.



School Operational Status Considerations

What is the daily absenteeism rate?

Absenteeism data (Which symptoms are reported by students/staff)

What is the location of the affected students or staffs within the building?

Which vulnerable populations are served by the district?

Which races or ethnicities are affected? (African American and Hispanic/Latino individuals are at higher risk for severe disease)?

What is the staff capacity to operate if some are in isolation and/or quarantine?

What is the capacity of the building? Is there space to close off a room and move to an alternative space if a person is identified as positive to allow for proper cleaning and disinfecting?

Is the school able to maintain adequate distance between students?

Are those who can wear masks wearing them?

Is there noted person-to-person transmission within the school?

Is there adequate PPE available for the school?

Is there adequate nursing/health staff to handle high number of ill students?

Resources

Iowa County COVID-19 Weekly Dashboard: <https://www.iowacounty.org/departments/COVID-19>

Minnesota Model: <https://www.health.state.mn.us/diseases/coronavirus/stats/wschooll.pdf>

Harvard Model: <https://globalhealth.harvard.edu/path-to-zero-schools-achieving-pandemic-resilient-teaching-and-learning-spaces>

Wisconsin DHS Disease Burden: <https://www.dhs.wisconsin.gov/covid-19/local.htm>

Wisconsin DHS COVID 19 Cases by Census Tract <https://www.dhs.wisconsin.gov/covid-19/cases-map.htm>